


PRODUCT DATASHEET

Confidex Pino™



Special label for wooden pallet identification with proven performance inside wood.

ELECTRICAL SPECIFICATION

Device type

Class 1 Generation 2 passive UHF RFID transponder

Air interface protocol

EPCGlobal Class1 Gen2 ISO 18000-6C

Operational frequency

Global 860-960MHz

IC type

Impinj Monza 4QT™

Impinj Monza 4E™ (upon special request)

Memory configuration

With Monza 4QT: EPC 128 bit; User 512 bit; TID 96 bit

With Monza 4E: EPC 496 bit; User 128 bit; TID 96 bit

Read range (2W ERP)*

EU inside dry wood up to 8 m / 26 ft

US inside dry wood up to 6,5 m / 21 ft

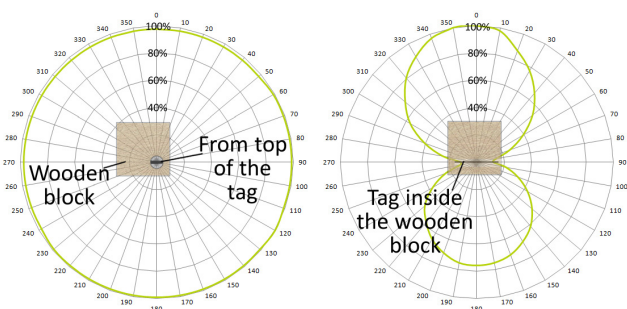
Totally wet wood will typically cause a performance decrease of 40-50%

Applicable surface materials

Wood.

* Read ranges are theoretical values that are calculated for non-reflective environment, in where antennas with optimum directivity are used with maximum allowed operating power according to ETSI EN 302 208 (2W ERP). EU = 865 - 868 MHz, US = 902 - 928 MHz. Different type of wood may have an effect on performance.

RADIATION PATTERNS



MECHANICAL SPECIFICATION

Tag materials

White PET

Weight

0,6 g

Delivery format

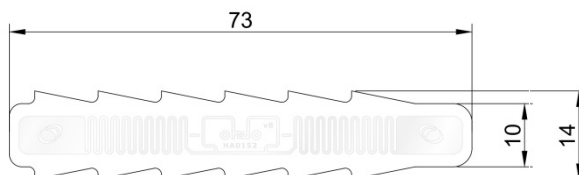
Single

Amount in box

500 pcs

Tag dimensions

73 x 14 x 0,3 mm / 2.87 x 0.55 x 0.012 in



ENVIRONMENTAL RESISTANCE

Operating temperature

-35°C to +60°C / -31°F to +140°F

Ambient temperature

-35°C to +60°C / -31°F to +140°F

Water resistance

Good, tested 5 hours in 1m deep water (IP68)

Chemical resistance

No physical or performance changes in:

- 200h Salt water (salinity 10%) exposure
- 168h Motor oil exposure
- 168h Sulfuric acid (10%, pH 2) exposure
- 24h NaOH (10%, pH 13) exposure
- 30min Acetone exposure

Storage condition

1 year in +20°C / 50% RH (shelf life for adhesive)

Expected lifetime

Years in normal operating conditions

Values in the table are the best recommendations; resistance against environmental conditions depends on the combination of all influencing factors, exposure duration and chemical concentrations. Thus, product's final suitability for certain environmental conditions is recommended to be tested. Contact Confidex for more specific information.

PERSONALIZATION OPTIONS

Pre-encoding

- Customer specific encoding of EPC or user memory. Locking permanently or with password.

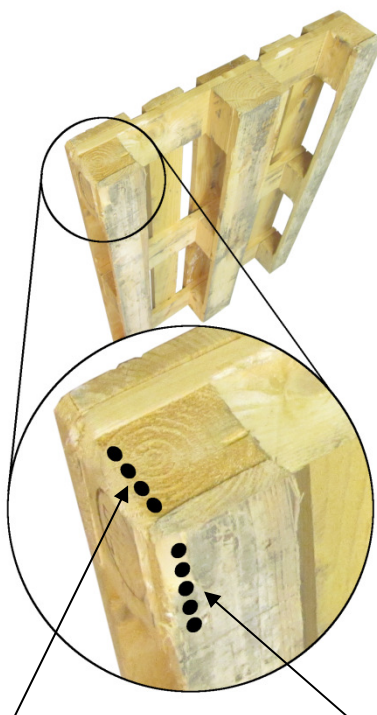
INSTALLATION INSTRUCTIONS



There are several options how to install the tag on the pallet depending on the reader antenna location and tag inserting technique. Usually pallet is equipped either with one or two Confidex Pino™ tags.

Tag should be installed inside the corner block. The centre block is not recommended since truck's metal forks may block the RFID signal.

- Vertical installation offers best orientation towards RFID antennas in various configurations.
- Horizontal installation of the tag gives the best performance in case where reader antennas are located above the pallet.



Optimum drilling locations at the side of the corner block (horizontal installation)

Optimum drilling locations at the bottom of corner block (vertical installation)

Installation procedure:

1. Drill a hole of 13mm diameter and 100mm depth to a location described above
2. Push the tag into the block so that it is totally inside the block using Pino installation tool



3. Hole can be covered with sealant if the use environment includes high moisture

ORDER INFORMATION

Product number: 3000392
 Product name: Confidex Pino™ M4QT

For other versions, additional information and technical support contact Confidex Ltd.

DISCLAIMER

THE MATERIALS, PRODUCTS AND SERVICES ARE SOLD SUBJECT TO ITS STANDARD CONDITIONS OF SALE, WHICH ARE INCLUDED IN THE APPLICABLE DISTRIBUTOR OR OTHER SALES AGREEMENT. ALTHOUGH ANY INFORMATION, RECOMMENDATIONS, OR ADVICE CONTAINED HEREIN IS GIVEN IN GOOD FAITH, CONFIDEX MAKES NO WARRANTY OR GUARANTEE, EXPRESS OR IMPLIED, (i) THAT THE RESULTS DESCRIBED HEREIN WILL BE OBTAINED UNDER END-USE CONDITIONS, OR (ii) AS TO THE EFFECTIVENESS OR SAFETY OF ANY DESIGN INCORPORATING ITS PRODUCTS, MATERIALS, SERVICES, RECOMMENDATIONS OR ADVICE. EXCEPT AS PROVIDED IN CONFIDEX STANDARD CONDITIONS OF SALE, CONFIDEX AND ITS REPRESENTATIVES SHALL IN NO EVENT BE RESPONSIBLE FOR ANY LOSS RESULTING FROM ANY USE OF ITS MATERIALS, PRODUCTS OR SERVICES DESCRIBED HEREIN.

Each user bears full responsibility for making its own determination as to the suitability of Confidex products, materials, services, recommendations, or advice for its own particular use. Each user must identify and perform all tests and analyses necessary to assure that its finished systems incorporating Confidex products, materials, or services will be safe and suitable for use under end-use conditions. Nothing in this or any other document, nor any oral recommendation or advice, shall be deemed to alter, vary, supersede, or waive any provision of this Disclaimer, unless any such modification is specifically agreed to in a writing signed by Confidex.

